



Webmaster Hidden Valley HOA of Tucson <hvhoatucson@gmail.com>

# Respiratory Virus Summary: Week 51


1 message

Arizona Department of Health Services <azhealth@public.govdelivery.com>  
To: hvhoatucson@gmail.com

Thu, Dec 26, 2024 at 8:01 AM

## Respiratory Virus Summary

azhealth.gov




ARIZONA DEPARTMENT OF HEALTH SERVICES  
Health and Wellness for All Arizonans

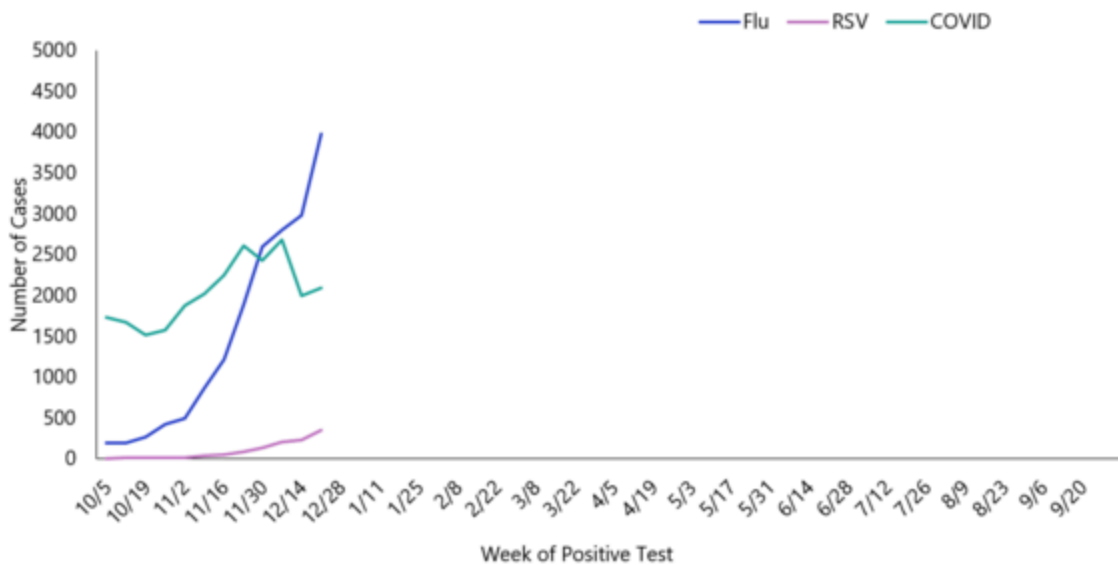
## Respiratory Virus Summary: Week 51

Please see the interactive respiratory dashboards: [Flu](#), [RSV](#), & [COVID-19](#).

### Respiratory Season Activity (Flu, RSV, COVID-19) 2024-2025

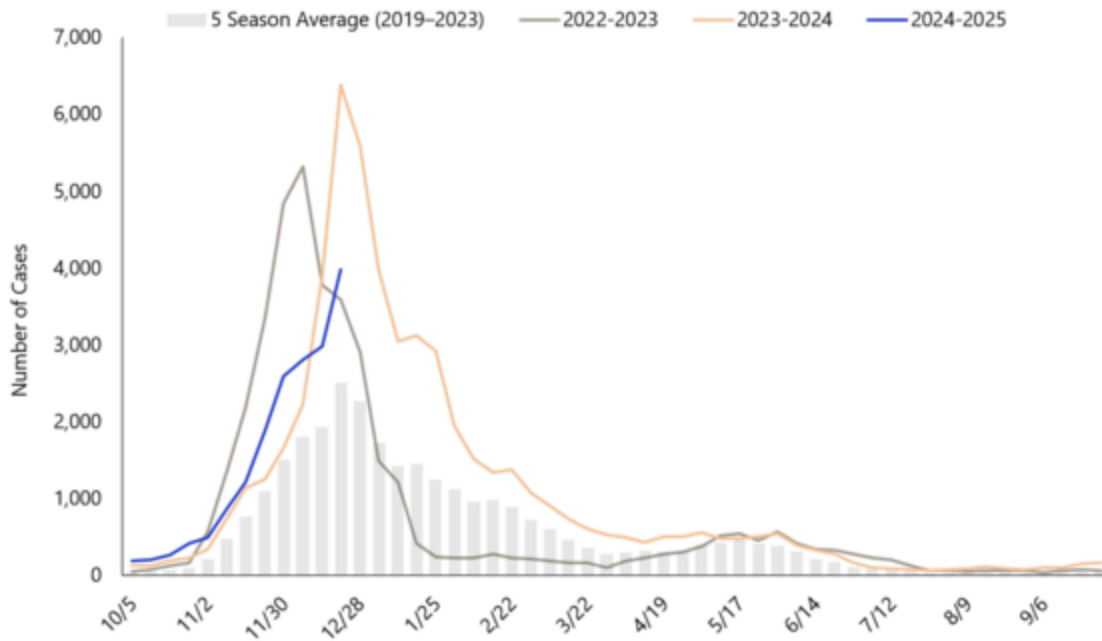
#### Respiratory Season Activity (Flu, RSV, COVID-19) 2024-2025

Laboratory-Confirmed Respiratory Cases



### Laboratory-Confirmed Influenza Activity by Season

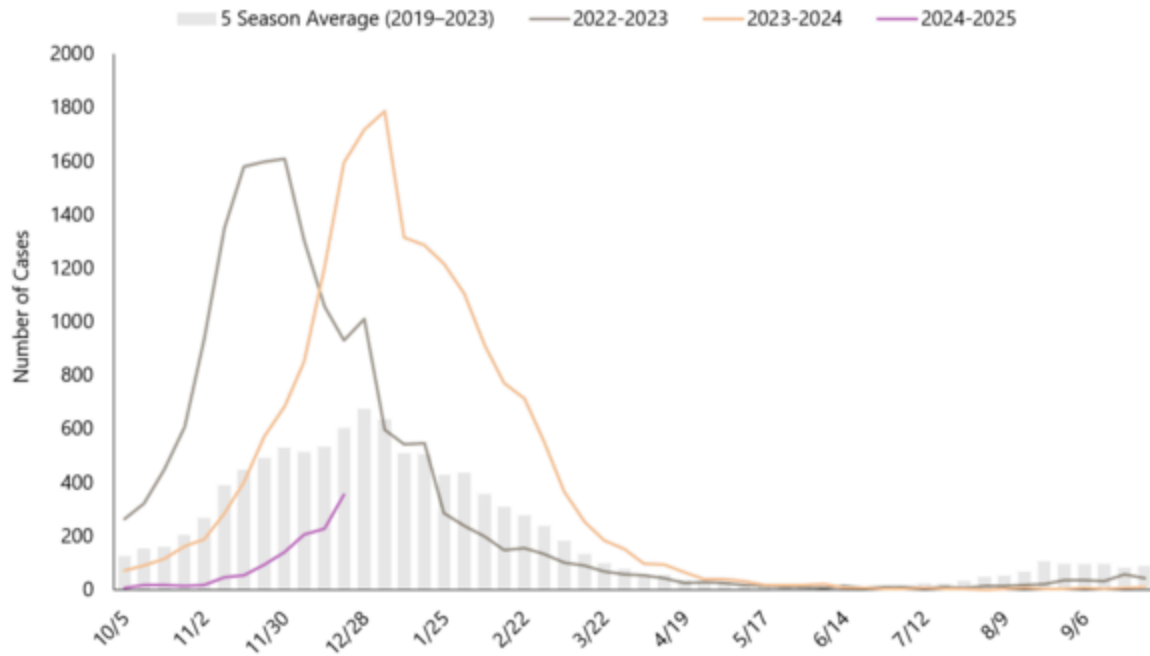
In the past week, there were **3,986 laboratory confirmed influenza cases**.



	Cumulative Season Total	Current Week Total
<b>2024-2025</b>	17,953	3,986
<b>2023-2024</b>	18,370	6,386
<b>5 season average</b>	10,590	2,512
<b>% increase, compared to 2023-2024 season</b>	-2%	-38%
<b>% increase, compared to a typical influenza season</b>	70%	59%
<b>% increase, compared to last week</b>	29%	33%

## Laboratory-Confirmed RSV Activity by Season

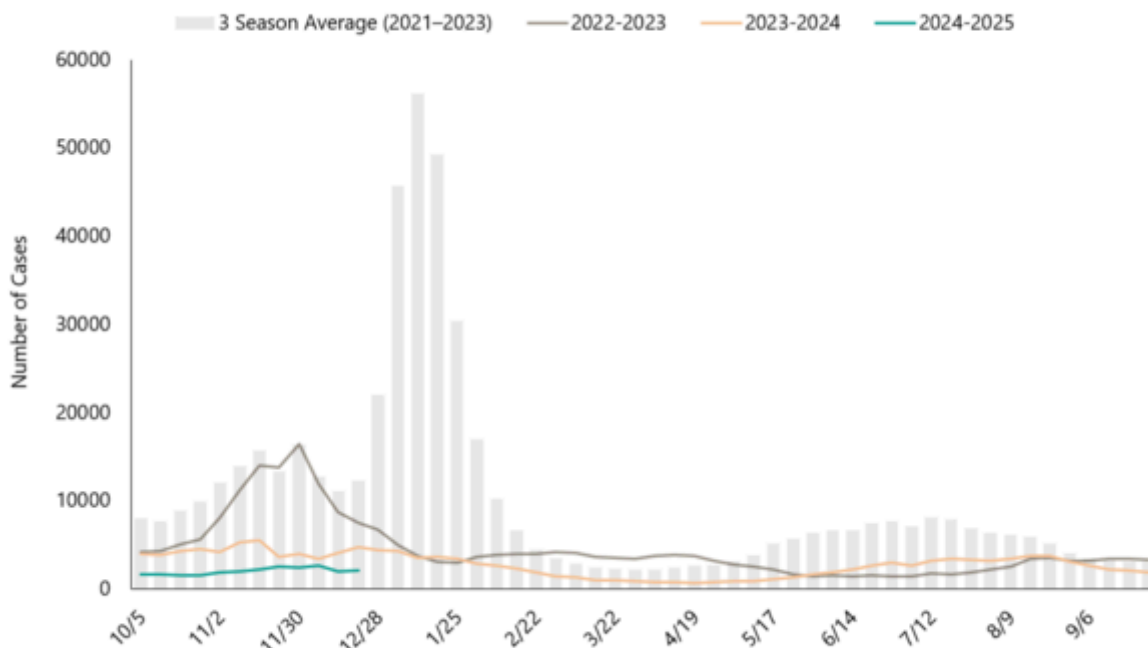
In the past week, there were **357 laboratory confirmed RSV cases**.



	Cumulative Season Total	Current Week Total
<b>2024-2025</b>	1,210	357
<b>2023-2024</b>	6,233	1,596
<b>5 season average</b>	4,420	604
<b>% increase, compared to 2023-2024 season</b>	-81%	-78%
<b>% increase, compared to a typical season</b>	-73%	-41%
<b>% increase, compared to last week</b>	42%	57%

## Laboratory-Confirmed COVID-19 Activity by Season

In the past week, there were **2,096 laboratory confirmed COVID-19 cases.**



	Cumulative Season Total	Current Week Total
<b>2024-2025</b>	24,476	2,096
<b>2023-2024</b>	51,701	4,786
<b>3 season average</b>	141,998	12,296
<b>% increase, compared to 2023-2024 season</b>	-53%	-56%
<b>% increase, compared to a typical season</b>	-83%	-83%
<b>% increase, compared to last week</b>	9%	5%

ADHS produces weekly reports on influenza, RSV (respiratory syncytial virus), and COVID-19 to track the level of case activity, learn where the viruses are occurring in the state as well as who is affected (e.g., age), and allows us the track what sub-types of influenza and variants of COVID-19 are circulating.

For more information on these reports visit our [Influenza & RSV Reports](#) page and our [COVID-19](#) page.

**About the Data:**

2024-2025 Respiratory Season: The season is defined by surveillance weeks. The first day of the 2024-2025 influenza season was September 29th, 2024, or week 40 and the 2024-2025 surveillance season will continue through September 27th, 2025, or week 39.

Intensity Levels: Indicator of the intensity of flu activity in Arizona. The current season weekly case counts are classified into ranges that are calculated based on the average of the 5 previous season’s data (2019-2024).

**Influenza-associated Pediatric Deaths:** Influenza-associated pediatric deaths are reportable to the public health departments in Arizona. The 2008–2009 and 2009–2010 seasons showed an increase in influenza-associated deaths in children related to the circulation of the 2009 H1N1 strain. Zero to five deaths were reported in each of the other seasons since 2004.

**Influenza-like illness:** Defined as a fever of at least 100°F plus either a cough or a sore throat. In weeks when a relatively low number of enrolled facilities report data, the ILI proportion may not be as representative of Arizona activity as for other weeks. The state ILI baseline is 1.5% and the epidemic threshold is 2.6%\*. Because of the non-specific symptoms of ILI, multiple viruses, including COVID-19, may impact the percentages.

### About us:

The award-winning, nationally recognized Arizona Department of Health Services is responsible for leading Arizona's public health system including responding to disease outbreaks, licensing health and childcare facilities, operating the Arizona State Hospital, and improving the overall health and wellness of all Arizonans.

Stay connected with us:



Subscriber Services:

[Manage Subscriptions](#) | [Unsubscribe All](#) | [Help](#)

---

Sent on behalf of the Arizona Department of Health Services using GovDelivery · 150 North 18th Avenue, Phoenix, Arizona 85007 · 602-542-1025 · [azhealth.gov](http://azhealth.gov)

